



# Tactical Talk

Volume 16, Issue 3

March 2012



**“We the people are the rightful masters of both Congress and the courts, not to overthrow the Constitution but to overthrow the men who pervert the Constitution.”**

**--Abraham Lincoln**

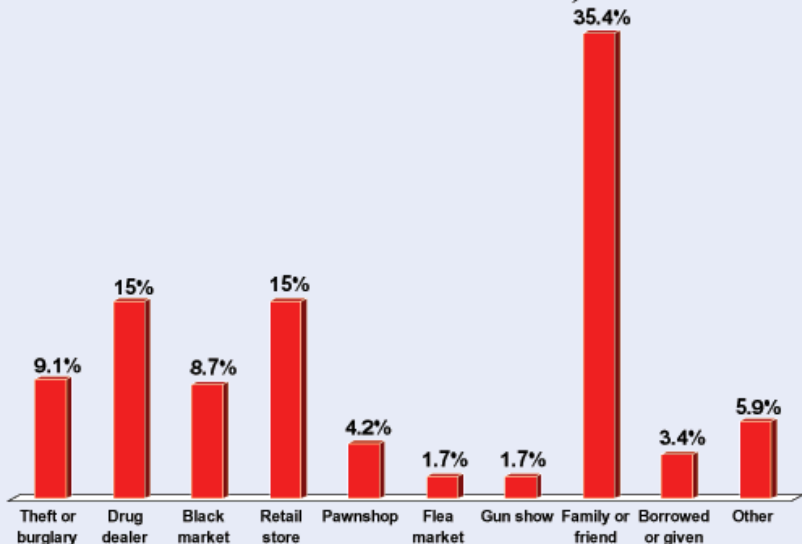
## Inside this issue:

<i>Ayoob Book Review</i>	2
<i>TN Permit Update</i>	2
<i>Order Form</i>	3
<i>Rangemaster Bullseye Course</i>	4
<i>March Special Events</i>	6
<i>Survival in the Line of Duty</i>	7
<i>Advanced Instructor Course Review</i>	11

## The “Gun Show Loophole”

Anti-gun types are always screaming about “the gun-show loophole”, referring to the ability of customers at a gun show to buy a gun from an individual without going through the background check and paperwork required if the gun were purchased from a licensed dealer. The truth is, only a TINY percentage of guns used in crimes originate from gun shows, as the following government graph shows. (Gun shows accounted for the LEAST number of guns possessed by criminals.) Gun shows are actually just a place for legal gun owners to trade off guns they don't use any more, or acquire older, collectable, or interesting guns not available at a typical new gun dealership. Closing this “loophole” is just another example of how anti-gun zealots are not the least bit interested in facts.

### Source of Firearms Possessed by Federal Prison Inmates, 1997



Source: John Scalia, *Federal Firearm Offenders, 1992-1998*, Bureau of Justice Statistics.

## Book Review, Combat Shooting with Massad Ayoob

For most of you, Massad Ayoob needs no introduction. For those who came in late, here are a few details. Mas is probably the most prolific gun writer there ever was, with literally thousands of articles published in gun and martial arts magazines and law enforcement journals. He has written more than a dozen books on firearms and does a great deal of expert witness work in firearms and use of deadly force related trials around the country. He has won numerous pistol championships throughout the years. This is his latest book.

Combat Shooting with Massad Ayoob consists of 190 pages, divided into seven main sections. To say it is lavishly illustrated is a bit of understatement—I counted 266 photographs. A variety of topics are well covered in this work, but I found two areas of the book to be of special interest.

I enjoyed Ayoob's historical discussion of three pre-eminent gunfighters from different pe-

riods in American history: Wyatt Earp, Charles Askins, and Jim Cirillo. These men were stand-outs in periods involving a lot of violence, and each prevailed in multiple shoot-outs. There are important lessons here for those willing to learn from those who have already been there.

There is also a good bit of information about competition as training, and how to derive the maximum benefit as a serious shooter from shooting in competition. "A shooting match is not a gunfight, but a gunfight is certainly a shooting match." I first heard that line while taking Ayoob's MAG-40 course, and it struck me as very insightful statement. It is hard to imagine how learning to run your gun well and hit with it at speed under pressure would be a bad thing, eh? The pre-printed price on this book is \$24.99. A quick check of Amazon.com, however, found new copies for \$16.49 and Kindle versions for only \$9.99. Highly recommended.

## Harvard study shows Gun Control has no effect on murder or suicide rates

Check out:

[http://www.law.harvard.edu/students/orgs/jlpp/Vol30\\_No2\\_KatesMauseronline.pdf](http://www.law.harvard.edu/students/orgs/jlpp/Vol30_No2_KatesMauseronline.pdf)

Among other things, this well researched study shows how completely false the claims of anti-gun rights folks are. Harvard is not exactly a hot-bed of pro-gun sentiment, so that just gives this study even more credence.

## Tennessee Carry Permits Update



As of December 10, 2011, there were well over 300,000 Handgun Carry Permit holders in Tennessee. That is about 5% of the state's population. Here in Shelby County, on that date there were 44,549 people with permits. That amounts to just under 6 permits per 100 residents over the age of 21. The average age of Tennessee permit holders is just under 51 years of age.



**Rangemaster**  
 2611 S. Mendenhall Rd.  
 Memphis, TN 38115



Phone – (901)370-5600  
 Fax – (901)370-5699

“Proven Techniques, Tactics, & Thinking For the Real World”

Phone Order: Payment by credit card accepted over the phone during business hours.

Fax Order: Fax this form with credit card information at any time.

Mail Order: Payment by check, money, or credit card are accepted by mail. Please make checks payable to “Rangemaster” and mail to the address at the top of this page.

Quantity	Product	Price	Total
	Book: “Fighting Smarter” 3 <sup>rd</sup> Edition	\$27.95	
	DVD: “Concealed Carry for Self Defense”	<b>\$19.95</b>	
	DVD: “Defensive Shotgun”	<b>\$19.95</b>	
Subtotal			
Shipping (\$3.00 per DVD, \$4.00 per Book)			
Order Total			

Billing Information	Shipping Information (If Different)
Name:	Name:
Address:	Address:
City, State:	City, State:
Zip Code:	Zip Code
E-Mail:	

Credit Card Information	
Number:	Type: Visa MasterCard AmEx Discover
Expiration:	Signature:

# The Rangemaster Bullseye Course

## by Tom Givens

This drill serves two functions. Use it occasionally to test yourself, as well as to build your fundamental pistol marksmanship skills. It can also be used to compare one handgun to another to see which one shoots better in your hands.

Over my several decade long shooting career I have been privileged to shoot with many of the finest shots in the country. Whether the discipline involved was small bore rifle, PPC, IPSC, or IDPA all of the very top shots in that field shared one thing in common. To a man (or woman) they all relentlessly practiced the fundamental elements of marksmanship, and worked very hard to perfect the most basic skills. Then, no matter what challenge a match presented to them, they could focus on solving the problem, rather than on how to shoot. The same thing applied to several very experienced gunmen I have known, including the late, great Jim Cirillo. Cirillo spent thousands of rounds working on very basic skills, which he told me allowed him to concentrate and get hits even under fire in his many on the job shootings. This course of fire will aid greatly in polishing and perfecting these basic skills.

For this course, we use the NRA B-8 bullseye target. We keep this on hand in the target cabinet. It has been a standard NRA bullseye pistol competition target for decades. It is scored as printed. The course is divided into five stages, fired at 25, 15, 7 and 5 yards, in five round strings. Since all strings are five rounds each, you can even use this with a five-shot revolver. All strings begin with the pistol loaded, in both hands, at the low ready. Use a shot timer, or have a shooting partner time you with a stop-watch.

The first string is fired at 25 yards, and it is designed to test your maximum precision with the gun and ammunition you are using. On signal, fire 5 rounds in one minute. It is best to fire these one at a time, coming back down to ready to take a couple of breaths and get ready to go again. Think of these as five individual, precisely aimed shots.

Next, move the target to 15 yards. Here we will fire 2 strings, as follows. First, on signal fire 5 rounds in 15 seconds. This is adequate time per shot to allow you to concentrate on getting a good sight picture and a smooth trigger press. For the next string, on signal fire 5 rounds in 10 seconds. Cutting the time limit forces you to work on immediate follow through and an appropriate cadence.

Now, move the target to 7 yards. Start with only 5 rounds in the pistol, and have a spare magazine, speed-loader, speed strip or whatever you use for fast reloading on your person. On signal, fire 5 rounds, reload, and fire 5 more rounds, all in 15 seconds. This drill works on trigger control, follow through, proper cadence, and reloading skill, all in one string.

For the last string, move to 5 yards. On signal, fire 5 rounds in 5 seconds.

That's it. You have fired 30 rounds total, for a maximum possible score of 300 points. If you can consistently shoot 285 or better on this, under the time limits, you are a pretty darn good shot. You have also had a good work-out that covered sight alignment/sight picture, trigger control, follow through, recoil control/recovery, reloading under time pressure and appropriate cadences for different distances, all in less than one box of ammunition. If you wish to compare the "shootability" of a couple of handguns, this will make it readily apparent if one shoots better for you than the other. Regardless of your current skill level this will make you a better all around handgun shooter.


25 yards	5 rounds	one minute	
15 yards	5 rounds	15 seconds	
15 yards	5 rounds	10 seconds	
7 yards	10 rounds	15 seconds	Fire 5, reload, fire 5
5 yards	5 rounds	5 seconds	
30 rounds total, maximum possible score = 300 points.			



**Rangemaster Instructor Steve Torelli engaging a graphic target at speed. Note the good hits in the vital zone of the target.**

**Rangemaster Instructor Steve Palmer engaging a target at high speed. Note the ejected case right above the pistol and gun already back on target.**





## MARCH SPECIAL EVENTS

**March 1-2**, Thur-Fri, Rob Pincus, I.C.E. Training, Combat Focus Shooting course, at Rangemaster, Memphis

**March 10-11**, Sat-Sun, Tom Givens, Dynamic Marksmanship Course, Florence, South Carolina

**March 17-18**, Sat-Sun, Tom Givens, Combative Pistol, Baton Rouge, Louisiana

**March 19**, Monday, Qualification Night, Rangemaster, Memphis


**March 23**, Friday, O.C. (Pepper Spray) User Course, Rangemaster, Memphis

**March 24-25**, Sat-Sun, Tom Givens, Dynamic Marksmanship, KR Training, near Austin, Texas

**March 27**, Tuesday, Glock Armorer Course, Rangemaster, Memphis

**March 28-30**, Wed-Fri, Glock Instructor Workshop, Rangemaster, Memphis

**March 31-April 1**, Sat-Sun, Tom Givens presenting at the Central Florida Tactical Conference, Ft. Meade, Florida



## Survival in the Line of Duty

By Lt. Marlan J. Ingram, Memphis Law Enforcement Unit

As most of us know, the year 2011 was one of the deadliest for law enforcement in recent history. We know this because each year, the FBI publishes statistics dealing with the number of officers killed and assaulted in the line of duty. The publication each year goes so far as to study the distances, weapons, and circumstances of each officer killed. We as trainers then take this information and use it as a valuable resource to inform and train our officers in what not to do, to avoid finding themselves added to the rolls of those officers who have been killed in the line of duty.

On one hand, this is valuable, and we should in fact keep learning from the lessons and sacrifices of other officers. At the same time, it seems that if this is our primary resource for learning, we are working in the negative. It's as if we are constantly seeing the glass as 'half empty'. Instead, I feel that we should start looking at the officers who, even though they may have been outgunned, surrounded, and wounded, *survived* the encounter. We need to look at such survivors, and where possible, use their own lessons and words as ways in which to train our officers going forward. This will at least allow us to start working from a glass that is now 'half full'. Later in the year, I will write an article dealing with ways in which we can begin to fill the glass all the way to the top, but for now, let's look at some interesting cases.

### ***April 11, 1986 – Miami, Florida: Edmundo Mireles Jr., FBI Special Agent***

This incident is one of the most studied law enforcement shootouts in recent history, but I want to focus on the actions of one individual in particular, FBI Special Agent Ed Mireles. However, after this incident, it was important to the FBI that the law enforcement community learn from their experience, so I will include the words of the other surviving agents as well.

William Russell Matix and Michael Platt were two violent criminals, who had not only been on a several month crime spree robbing several banks and armored vehicles, but they had also shot a number of individuals. To prevent further loss of life, it was imperative that they be stopped at the first opportunity, and the FBI was successful in this endeavor. Acting on an educated hunch, the FBI conducted a rolling stakeout, and succeeded in spotting and tailing Platt and Matix, who were driving a stolen vehicle.

To prevent the two violent subjects from making it back to a crowded street where a larger number of innocent people were located, the FBI agents forced the stop in an un-incorporated area, utilizing their vehicles to ram the subject's vehicle to bring the subjects to a stop. As soon as the agents succeeded in stopping the subjects, a violent gun battle ensued, in which over 140 rounds were fired between the combatants. In the gun battle, both subjects were killed, along with two agents, Benjamin P. Grogan and Jerry Dove, and five other agents were wounded.

Interestingly, of the five agents wounded, the wounds were roughly similar, meaning that they were primarily wounds to the hands and arms of the agents. However, it was the actions of one agent in particular, Ed Mireles, which bought the violent gun battle to an end.

Agent Mireles, while running to assist other agents already engaged in the gun battle, was wounded severely in his left arm by a .223 caliber rifle round fired by Michael Platt. Despite the severe wound, which rendered his left arm completely useless, Agent Mireles continued to fight on with one hand, first operating his 12 Gauge Pump shotgun with one hand until it was empty, and then drawing his revolver, aggressively advancing on the subjects and shooting them until the matter was concluded. For his actions under fire, Agent Edmundo Mireles Jr. was the recipient of the FBI's first Medal of Valor.

As I mentioned earlier, the FBI felt that it was imperative that the law enforcement community learn from their experiences in this fight, so the following are eight lessons direct from the mouths of the surviving officers. In addition, I will add two more lessons (listed in blue) that I also feel have value.

*(Continued from page 7)*

1. When you receive training, take your training seriously.
2. Focus on survival – the will to survive is paramount – don't give up, don't surrender.
3. Being shot or injured does not mean that you have to die. Do not give up, keep fighting.
4. Learn to shoot accurately under difficult conditions.
5. Carry as much ammunition as you can.
6. Carry your weapons and ammunition *on your person*.
7. Be prepared for the unexpected.
8. Do not underestimate your opponent.
9. Learn to shoot and reload with either hand, including long-guns.
10. Learn to shoot with your sight 'compromised'. For officers that wear corrective lenses, learn to shoot and obtain combat accuracy without them. For officers who don't wear corrective lenses, safety glasses can be altered in such a manner as to hamper the vision – this is something that we do in the Memphis Law Enforcement Unit each year.

Taking these ten lessons into account, let's take a look at five other gunfights where the officers survived, and let's see if we can find common denominators.

### ***March 9, 1988 – Deputy U.S. Marshal Mike Thompson***

Deputy U.S. Marshal Mike Thompson was escorting Federal Prisoner John Anthony Taylor, when Taylor, along with two of his accomplices, Barry Dotson and Tina Marie Julian, initiated a planned escape attempt. Barry Dotson pointed a .357 Magnum revolver at Deputy Thompson, while Tina Julian, also armed, attempted to disarm Deputy Thompson from behind.

With an armed assailant both in front of him and one behind him, Thompson held his hands up, and waited for an opening. Initially, Tina Julian couldn't locate Thompson's weapon, which she expected to be in a hip holster on his right side. Finally, Julian stated that she found Thompson's weapon on his left side in a shoulder holster, and when she shouted this information to Dotson, Dotson refocused his attention from Thompson to Julian. Thompson later stated that he felt this was the distraction he needed, and he acted: Thompson quickly drew and shot Dotson twice, and in a continuous motion, turned to his left, also shooting Julian twice. Both subjects, Barry Dotson and Tina Marie Julian were killed, and Deputy Thompson succeeded in regaining control of the prisoner, John Anthony Taylor. Deputy Thompson was unharmed in the encounter.

Lessons learned:

1. Prior to this incident, Deputy U.S. Marshal Thompson, although able to consistently qualify with his revolver, questioned his ability to use it in an actual gunfight. He requested, and received additional training – training which he took seriously.
2. Despite the odds, Deputy Thompson never gave up, and never surrendered.
3. Deputy Thompson knew (correctly) that he could act faster than his opponents could react (OODA Loop), and making up his mind to fight no matter what, did just that. Because of these factors, he prevailed.

### ***May 6, 2004, Orange County, Florida: Deputy Sheriff Jennifer Fulford***

Deputy Sheriff Jennifer Fulford was on patrol when she was approached by a frantic woman who stated that the woman's children were being held hostage inside of the woman's home by three gunmen. After requesting back-up, Deputy Fulford went into the garage of the home, where she immediately came under fire from two gunmen, from a distance of approximately eight feet. Using a van for cover, Deputy Fulford kept moving and returning fire, and even had to reload her Glock during the close range gunfight.

During the fight, Deputy Fulford was wounded ten times, including a wound to her right arm, which caused her to drop her pistol. She picked the pistol up with her left hand and kept fighting until the fight was over. Deputy Fulford survived, but both subjects were killed, with the third surrendering. The children were unharmed.



*(Continued from page 8)*

Deputy Fulford recovered from her injuries, returned to duty, and was later named National Deputy Sheriff of the year by the National Sheriff's Association, and received the National Public Safety Medal of Valor issued by President George W. Bush. She was also named Officer of the Year by the International Association of Chiefs of Police and Parade Magazine.

Lessons learned:

Deputy Fulford credits her survival to three things:

1. She stated that she made the mental determination to NOT surrender, and to NOT die on the floor of the garage.
2. Despite being wounded, she kept fighting.
3. She stated she had just received training on shooting with her left hand – training which she took seriously.

***July 16, 2009, Washington, D.C.: U.S. Capitol Police Officer Eddie Thornton***

Officer Eddie Thornton was off duty in plain clothes and visiting his mother at her apartment complex, when a man ran hurriedly from the apartment building. The man stated that someone was inside of the building firing a gun. When Officer Thornton approached the apartment building, he noticed a man wearing a police duty belt and a multi pocketed vest, and Thornton's first assumption was that the man was a police officer. This assumption proved incorrect, as the man was actually the gunman, and Officer Thornton immediately came under fire. Officer Thornton sought cover in his pick-up truck, but was wounded.

As the gunman began to walk past the truck and towards the car where Thornton's mother was, Thornton exited his truck and exchanged gunfire with the subject. The subject retreated behind a vehicle, and Thornton retreated to his truck to retrieve another magazine with which to reload his weapon. Uniformed officers soon arrived on the scene, and the wounded subject was found lying behind one of the vehicles in the parking lot, and taken into custody.

Officer Thornton survived his wound, returned to duty, and was later named Officer of the Month by the National Law Enforcement Officers Memorial Fund.

Lessons learned:

1. Despite being wounded, Officer Thornton never surrendered – he kept fighting.
2. Officer Thornton credits his survival to his training – training which he took seriously.
3. Officer Thornton had his weapon on his person while off duty: Not having it at that time could have lead to a very different outcome.

***May 27, 2010, New Hartford, New York: Police Officer Donald Moore***

Officer Donald Moore was off duty and in plain clothes inside of an AT&T phone store, when an armed subject, later identified as Abraham Dickan, came into the store. In addition to the .357 Magnum that Dickan was carrying, he also had a hit list with the names of six employees of the store, and his intent was to engage in a killing spree.

Dickan drew his handgun and shot one of the employees in the stomach, but before he could continue his killing spree, Officer Moore drew his own handgun, with which he shot and killed Dickan. Officer Moore was not wounded, and no other employees were harmed. The wounded employee survived. For his actions, Officer Moore received a commendation from his police chief.

Lessons learned:

1. Officer Moore acted quickly, and there is no doubt that his quick actions saved lives.
2. Officer Moore had his weapon on his person while off duty: Not having it at that time could have lead to a very different outcome.

*(Continued from page 9)*

### **October 23, 2010, New York City, New York: Officer Feris Jones**

Officer Jones was off duty and in plain clothes inside of a beauty salon, when an armed subject, later identified as Winston Cox, came in brandishing a .44 Magnum revolver. Cox leveled the revolver at the patrons in the salon, and stated that he was going to kill them. Officer Jones stood up, and then ordered all of the patrons to hit the floor, which they did. Officer Jones then identified herself as a police officer, at which point the subject fired four rounds from his revolver at her, but missed. Officer Jones returned fire, wounding the subject, who was able to crawl away, but was later captured. Officer Jones, along with the other patrons of the salon were un-injured.

For her actions under fire, Officer Jones received a commendation from the Police Commissioner, and was promoted to Detective.

Lessons learned:

1. Although the gunman fired first, Officer Jones remained calm under fire, and fired accurately, quickly ending the threat.
2. Officer Jones had her weapon on her person while off duty: Not having it at that time could have lead to a very different outcome.
3. Officer Jones credits the successful outcome to her training – training which she obviously took seriously.

### **Conclusions:**

Earlier, I stated that we would first look at these incidents, and then find out if there were common denominators to the officer's survival. Including the information from the FBI shootout in 1986, here are the common denominators, in condensed format:

1. Take your training seriously.
2. Don't give up, don't surrender – survive no matter what.
3. If you are shot, keep fighting.
4. Learn to shoot accurately under all conditions – even if your sight is compromised.
5. Learn to shoot, reload and clear malfunctions with either hand, long-guns included.
6. Carry your weapons and spare ammunition on your person, both on duty and off.
7. Carry as much ammunition as you can.
8. Once you make up your mind to fight, do so quickly and effectively.
9. Never underestimate your opponent – always expect the unexpected.

As a training instructor, my responsibility does not end with insuring that the officer's meet their qualification. My responsibility, as I see it, is to insure that the officers can survive a violent encounter, so that means that I not only need to keep up my own skills, but I need to constantly research and stay on top of the latest trends in the training arena, and then pass on that information to those who I have the responsibility of teaching.

To this end, my next endeavor will be to re-examine and re-think the standards that we set forth in our semi-annual firearms qualifications. Until then, be safe.

## Advanced Firearms Instructor Course Review

On Feb 11-12, we held our annual Advanced Firearms Instructor Development Course at Rangemaster. We had participants from Tennessee, Mississippi, Louisiana, Oklahoma, Kansas, and Washington state. This was a very capable and skilled bunch of trainers, and the performance level throughout the weekend class was very high. Congratulations to Lt. Jason Mitchell, DeSoto County Sheriff's Office, who had the highest aggregate score on the shooting tests. We only conduct this course once per year, and entry is restricted to people who have successfully completed our Three Day Firearms Instructor Development & Certification Course. The next advanced course will be next February.



**Tom Givens**  
overseeing the  
line during the  
Advanced  
Firearms  
Instructor  
Course at  
Rangemaster


**Don Stahlnecker (left)**  
from Seattle, WA, and  
**Brannon LeBouef** from  
New Orleans admire their  
handiwork.



RANGEMASTER  
2611 S. Mendenhall Rd.  
Memphis, TN 38115-1503



Phone: 901-370-5600  
Fax: 901-370-5699  
Email: [rangemaster.tom@gmail.com](mailto:rangemaster.tom@gmail.com)  
Please note new e-mail address!



*[www.rangemaster.com](http://www.rangemaster.com)*

## **RANGEMASTER**

***Advanced Firearms Instructor Development and Certification Course  
Feb 11-12, 2012***



**Instructors from all  
over the US attended  
our recent  
Advanced Firearms  
Instructor Course.**

**LT Jason Mitchell  
DeSoto County Sheriff's Office**

