



Tactical Talk

Volume 14, Issue 4

April 2010



"I try to live my life so that my family will love me and my friends will respect me. As for the rest, they can do whatever the Hell they please."

-- John Wayne

Inside this issue:

Upcoming Classes	2
Where Will You Need Your Gun?	4
National Tactical Invitational	5
Magazines	6
Wounding Effects	6
Selecting Ammo	7
Storing a Gun in a Car	8

Advanced Firearms Instructor Course

In March, we conducted our annual Advanced Firearms Instructor Course at the home range. We had students from Oklahoma, Texas, Louisiana, Pennsylvania, middle Tennessee, and several locals. The overall skill level was very high, and everyone learned a lot and had a great time.

We'll be offering this course again in early 2011. Participation is restricted to those who have successfully completed our Three-Day Firearms Instructor Development & Certification Course.





Upcoming Classes

1911 Operator Course

April 5, Monday, 6:00 p.m.-10:00 p.m. at Rangemaster

Three-Day Firearms Instructor Development & Certification Courses

April 9-11, Friday- Sunday, Woodbury, Georgia

April 30- May 2, Friday-Sunday, Culpeper, Virginia

Tactical Conference and Polite Society Match

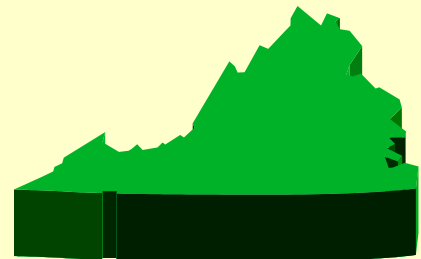
United States Shooting Academy, Tulsa, OK

April 24-25, Saturday-Sunday

Combative Pistol 1

Shawnee police Range, Shawnee, OK

May 24-25, Monday-Tuesday



Advanced Pistol Skills

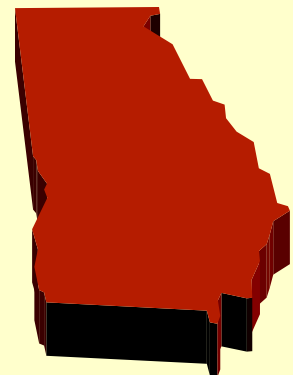

Shawnee Police Range, Shawnee, OK

May 26, Wednesday

Defensive Shotgun

Shawnee Police Range,
Shawnee, OK

May 27, Thursday





Rangemaster
 2611 S. Mendenhall Rd.
 Memphis, TN 38115
 Phone – (901)370-5600
 Fax – (901)370-5699



“Proven Techniques, Tactics, & Thinking For the Real World”

Phone Order: Payment by credit card accepted over the phone during business hours.

Fax Order: Fax this form with credit card information at any time.

Mail Order: Payment by check, money, or credit card are accepted by mail. Please make checks payable to “Rangemaster” and mail to the address at the top of this page.

Quantity	Product	Price	Total
	Book: “Fighting Smarter” 3 rd Edition	\$27.95	
	DVD: “Concealed Carry for Self Defense”	\$34.95	
	DVD: “Defensive Shotgun”	\$29.95	
Subtotal			
Shipping (\$3.00 per DVD, \$4.00 per Book)			
Order Total			

Billing Information	Shipping Information (If Different)
Name:	Name:
Address:	Address:
City, State:	City, State:
Zip Code:	Zip Code
E-Mail:	

Credit Card Information	
Number:	Type: Visa MasterCard AmEx Discover
Expiration:	Signature:

Where Will You Need Your Gun?

Many, many people, including some who should know better, mistakenly believe that your home is the most likely place for one to need to use a defensive firearm. To me, this premise is obviously incorrect, so why do so many people believe it?

The answer is simple. Whether you read the newspaper, search the internet, or watch TV news, most of the legitimate self defense stories occur in the defender's home. Since most of the defensive incidents you become aware of happened in the defender's home, you begin to become convinced that the home is where most attacks take place. There is a ridiculously easy explanation for why the home is so overrepresented in these reports.

According to various studies, about half of the households in the United States contain firearms. So, when at home, 50% of the US population has access to guns. Conversely, only 3% of the population has a handgun carry permit, so the vast majority of the US population does not have access to firearms when away from the home. Duh..... If you don't have access to a firearm when attacked, you will not be able to defend yourself with a firearm. So, the only reason the majority of successful defensive gun uses occur in the home is that is the only place most people have access to a gun. Simple.

In fact, you are far more likely to be attacked in a life threatening manner away from home. Thus, one should be armed whenever one is away from home. That is the purpose of a carry permit and skill with a personal sidearm—the sidearm is the weapon carried away from home. To illustrate, here are some statistics from the United States Department of Justice, looking at Robbery Locations for the year 2007:

Street- 43.8%	Commercial- 13.9%	Residence- 15.2%
Banks- 2.1%	Gas station- 2.6%	Miscellaneous- 16.8%

So, you are almost three times as likely to be robbed on the street than at home, and in the home only accounts for 1 robbery in 6. Similar patterns exist for rape, aggravated assaults, etc. In fact, good locks, an alarm system, and proper lighting can reduce your risk of violent crime at home to very low levels.

Once you leave your home, though, you have no control over such items. The one thing you can control is having your emergency safety equipment with you, so you can respond to emergencies that occur away from home.

Remember, the gun you left at home won't help you anywhere else.

Rangemaster now has a home on Facebook. Visit our site for updates on coming events, pictures and video from range activities, and to interact with fellow students and Rangemaster staff. Just go to <http://www.facebook.com/group.php?gid=234643425923&ref=nf> to join.



Test your gear, your training, and yourself at the...

National Tactical Invitational

20TH Annual

June 2-5, 2010

<http://www.teddytactical.com/>
ntistaff@teddytactical.com

717.233.0402

National Tactical Invitational, Harrisburg, PA

The National Tactical Invitational (NTI) is an annual event held at the West Shore Sportsmen's Association range complex outside Harrisburg, Pennsylvania. The 2010 event marks the 20th NTI, to be held Tuesday through Saturday, June 1-5.

This is one of the most important training events of the year, and is attended by serious self defense students and trainers from all over the US, and indeed, the world. There are live fire components, as well as extensive force on force exercises in an elaborate mock-up village. This event is an excellent way to pressure test your equipment, your training, and yourself. This is not merely a shooting event—it is a test of your tactical thinking and judgmental abilities. For more information, see www.teddytactical.com , or contact ntistaff@teddytactical.com . See you there!

Magazines for Self Defense Pistols

The magazine is **NOT** a part of your pistol. It is a feeding device for your pistol. The whole idea behind the detachable magazine was an instant reload, accomplished by simply ejecting the spent magazine and inserting a fresh loaded magazine into the weapon. One wears a loaded spare magazine on the belt to allow an instantaneous reload of the pistol during a fight.

Mechanical function of an autopistol is largely dependent on good magazines. Cracked magazines, bent feed lips, weak springs, chipped followers, and dents in the magazine body can all cause malfunctions at a critical time. Remember, if you need your pistol at all, you need it horribly badly! The best course of action is to have a few flawless magazines which are reserved strictly for carry. These should be test fired enough to prove reliable. Be sure they feed your duty load 100% reliably, and always lock the slide back when the last round has been fired. Do not practice with these magazines once function has been satisfactorily tested.

You should have a few practice magazines that you use strictly for practice. Do not carry these. They will get a lot of abuse during practice sessions and will eventually wear out and be replaced. Mark your practice magazines so you will not accidentally carry them on the street. We try to keep spare magazines in stock for the most common pistols, but we will gladly special order any you need.

Handgun Wounding Effects: Reality vs. TV and Movies



As a decent, law abiding citizen, what exactly is the purpose of shooting a human being? It's a last ditch, desperate emergency measure taken only to immediately stop a life threatening unlawful assault against you or someone you are responsible for. You are about to be raped, crippled, or murdered, and you must use your firearm to stop this person's action, **RIGHT NOW!**

Given that, it should be obvious that we need a handgun sufficiently powerful to accomplish this goal, with as few hits as possible, in as short a time frame as possible. This rules out the tiny pocket

pistols, and pistols meant for small game hunting, like the .22 rimfire. Even the "service pistol" calibers are lacking when compared to rifles and shotguns, but they are far more effective than their smaller cousins.

To get a quick but thorough education in this topic, I strongly suggest you read Urey Patrick's excellent essay at <http://firearmstactical.com/hwfe.htm> . When he wrote this, Special Agent Patrick was the #2 man in the FBI Academy Firearms Training Unit. The FBI conducted extensive research into this area in the late 1980's and through the 1990's, and this paper is the result of that research. This paper cuts through the advertising hype and the gun magazine b.s. to give you a clear, factual picture of what handgun rounds do, and how they do it.

Selecting Ammunition for Self Defense

On occasion we need to stop and remind ourselves why we carry a sidearm. We carry a gun as a last ditch, last resort, desperate means of avoiding being killed or crippled. With that in mind, it is critical to select the best ammunition to carry in our pistols. When it comes down to it, our pistols will be no better than the ammo we feed them.

First, don't ever carry practice ammunition for self defense. Remanufactured ammo, like we use at Rangemaster for training and competition shooting, is not loaded to the exacting tolerances of new, factory ammunition. In addition, the bullets are typically nonexpanding bullets intended only to cycle reliably through your gun and hit the desired point on a paper target. Ammo designed for personal self defense has high-tech hollow point bullets which are designed to expand and deform as they penetrate flesh, giving us a better chance of rapidly incapacitating our assailant. We wouldn't be shooting at him unless there were an over-riding need to STOP him, right?

Second, shy away from "magic bullets", the exotic loads like Glaser Safety Slugs, Mag-Tech's, and others. These gimmick bullets depend on conditions within very narrow parameters to provide their advertised performance. If anything can go wrong in a gunfight, it very likely will, so don't count on always having optimum conditions to fight in. In fact, if you're in a gunfight you are, by definition, in less than optimal circumstances!

This brings us to the right stuff to carry- good, high quality, reliable expanding ammo from one of the major manufacturers. Stick with ammunition like the Federal HST, the Winchester PDX1, Remington Golden Saber, and the Speer Gold Dot, in whatever caliber you carry. Try several different loads in your gun before settling on a carry load. Make absolutely certain that the load you select functions mechanically 100% of the time in your gun! Make sure it hits close to where you aim on the target. Some pistols simply shoot better with one brand/type/bullet weight than others. Check it out. When you find a good load that functions smoothly and hits where you aim, carry only that load in your self-defense sidearm.

Finally, remember to replace your carry ammo with fresh rounds every six months. Humidity, temperature changes, gun oils and solvents, and air pollution all take their toll on ammo carried on your person. Shoot up your carry loads (both in gun and in spare magazine) and replace them with fresh rounds to ensure reliability. Inspect your new ammo carefully before carrying it, looking for deep seated bullets, cracked cases, distorted primers, and case dents. Most premium ammunition is loaded to high quality standards, but a bad round gets by now and then, or they can be damaged in shipping. Don't take chances (your life is at stake).

Remember, every time you put your gun on, you literally bet your life on it. The same applies to your ammunition.

RANGEMASTER
2611 S. Mendenhall Rd.
Memphis, TN 38115-1503



Phone: 901-370-5600
Fax: 901-370-5699
Email: rangemaster.com@gmail



www.rangemaster.com

Storing a Pistol in Your Car

Practically every day, someone asks me how to secure a gun in their car while they go inside a place they simply cannot be armed, like the Federal courthouse, or the airport. This is an important issue. The BATFE traces guns that the police recover in crimes. Each month, we get a trace request on a handgun bought here, and it almost always turns out the gun was stolen from a parked car. Just leaving the gun under the seat, or in the glove box, just puts another gun on the street in the hands of criminals. In 2008, there were 700 guns stolen out of parked cars inside the City of Memphis alone! Every one of those 700 guns wound up in the hands of criminals.

We have recently found a new product which solves this problem. This is a very compact, simple case made to secure to the seat frame in your car and slide under the seat. The case is steel, and the cable is rubber covered steel. The case is NOT marked "Safe" or "Gun" or anything else, and is very low profile. It will hold a full size 1911 and a spare magazine, or any smaller gun. In addition to use in your car, the unit can be secured to a bed frame, in a desk, or other storage space. There are mounting holes already drilled, to allow you to bolt the unit in a drawer or on a shelf. This handy item sells for just \$38.95. If you ever leave a gun unattended, you need one.

